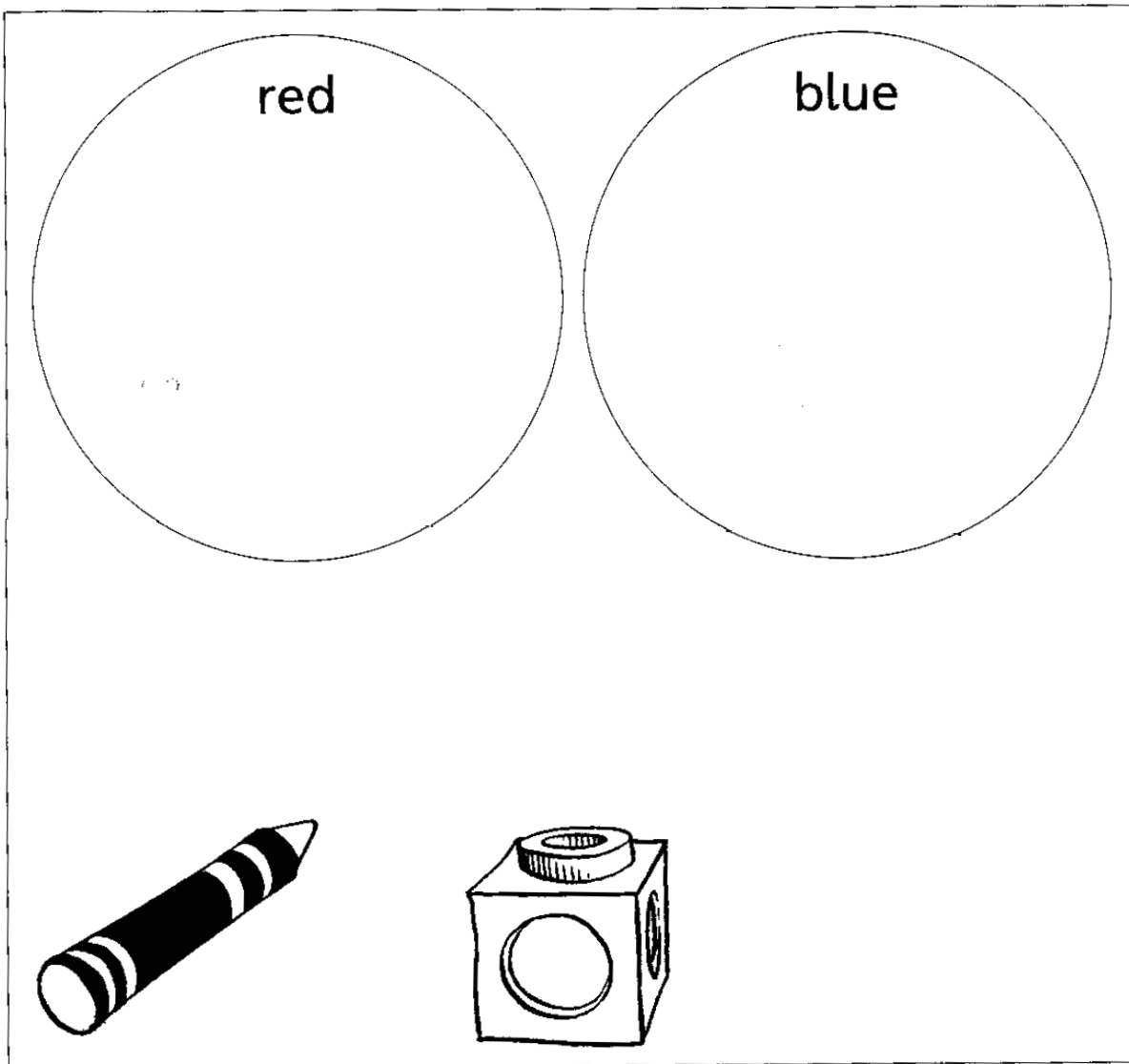


Collect two or three small objects to go in each part of the diagram. Draw them, count them. Write the numbers in the spaces.

D1

sorting



red

blue

not red or blue













# Help the elves sort the shoe sizes



shoe sizes

more than 30

less than 25

 35	 20	 28	 22	 31	 24
 29	 25	 23	 40	 21	 33

# Sorting Numbers



Less than 8	More than 8
○	○

2	9	6
7	4	11
1	3	10

Less than 15	More than 15
○	○

22	9	16
7	14	25
18	6	3

Less than 19	More than 19
○	○

17	16	5
12	25	10
22	21	20

Less than 26	More than 26
○	○

37	29	16
40	14	15
28	18	33

# Sorting Numbers



Less than 10c	More than 10c

2c	50c	€1
5c	1c	10c
25c	10c	50c

Less than 15	More than 15

11	16	10
18	23	14
22	26	26

Less than 20	More than 20

12	17	18
19	24	16
26	25	23

Less than 30	More than 30

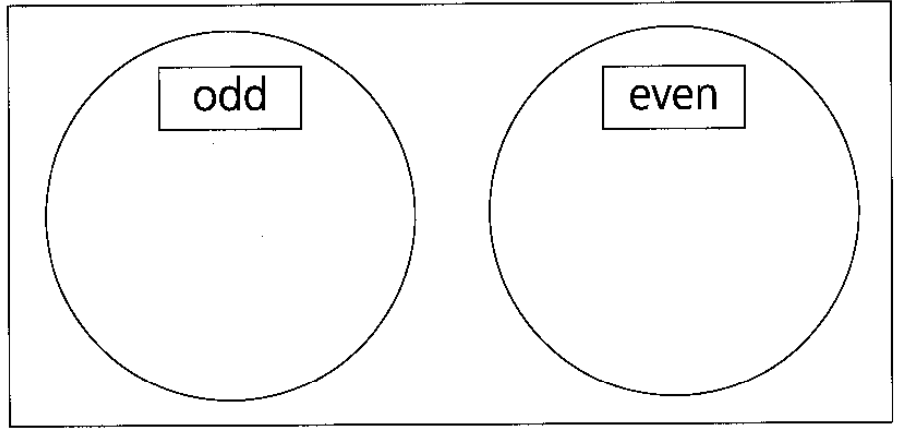
37	40	18
29	24	38
46	35	33

1.  2.  3.  4.

4

5. Write these numbers in the correct parts of the diagram.

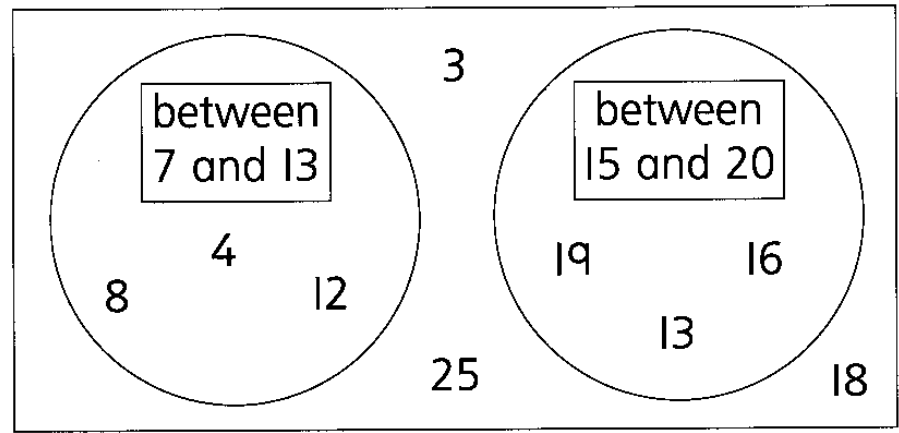
6 10 3 12 14 20 17 13 11 18



10

6. Circle all the numbers that have been sorted incorrectly.

3



7. Write one more number in each part of the diagram.

3

Score:  / 16

Total:

# Block Graphs

D3

In a class, the children have some fruit:

7 children like oranges. 


8 children like apples. 

10 children like bananas. 

6 children like grapes. 

Only 5 children  like strawberries.

1. Draw a graph of these favourite fruit.



2. How many children like apples? \_\_\_\_\_

4. How many children like grapes? \_\_\_\_\_

5. Which fruit do the children like least? \_\_\_\_\_

6. Which fruit do the children like most? \_\_\_\_\_

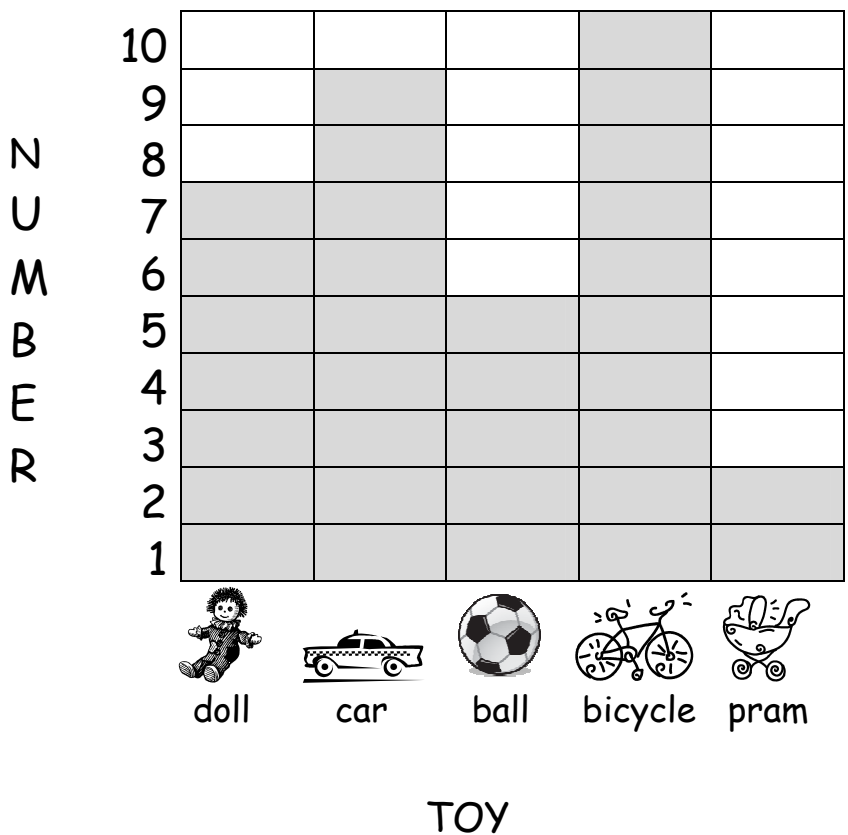
8. How many children are there in this class? \_\_\_\_\_

# Block Graphs

D3

## Our favourite toys

Each block  stands for 1 child.




- How many children liked:
  - balls? \_\_\_\_\_ cars? \_\_\_\_\_ bicycles? \_\_\_\_\_
  - cars or balls? \_\_\_\_\_ dolls or prams? \_\_\_\_\_
- Which toy do the children like most? \_\_\_\_\_
- Which toy do the children like least? \_\_\_\_\_
- How many children are there in this class? \_\_\_\_\_

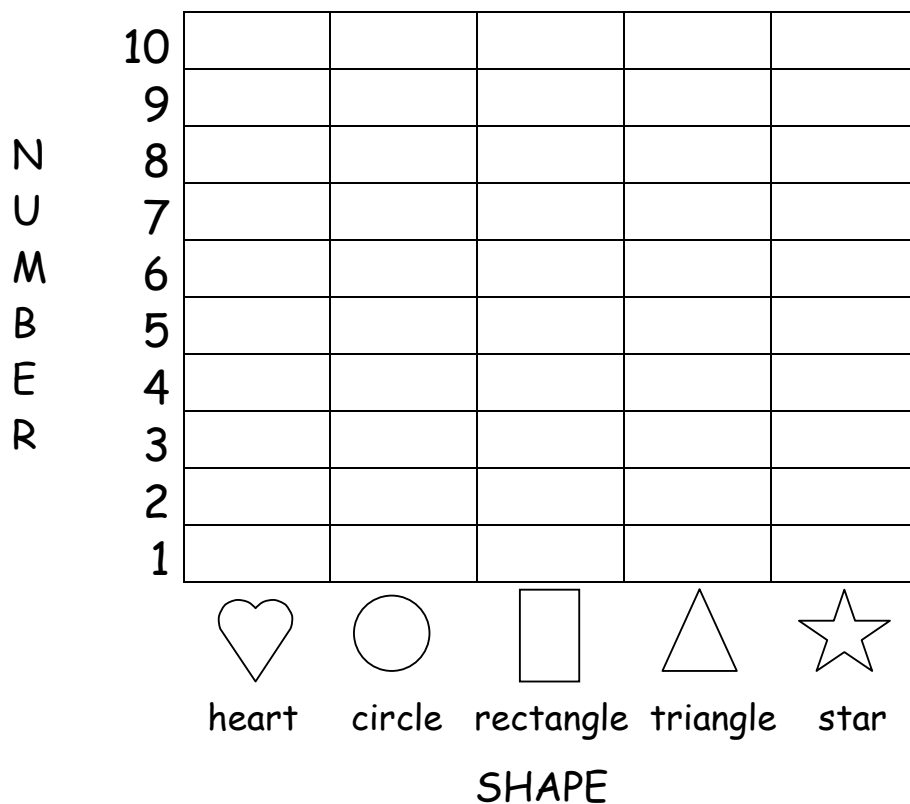
# Block Graphs

D3

Colour the graph to show how many there are of each shape.



## Our Favourite Shapes




- How many children like:  
circles? \_\_\_\_\_ hearts? \_\_\_\_\_ stars and triangles? \_\_\_\_\_
- Which shape do the children like most? \_\_\_\_\_
- Which shape do the children like least? \_\_\_\_\_
- How many children are there in this class? \_\_\_\_\_



1.  2.  3.  4.

4

### TV Programmes we like



How many children liked:

5. cartoons?  6. soaps?   
 7. films or comedy?  8. soaps or comedy?

4

9. How many children were asked?   
 10. Which programmes were most popular? \_\_\_\_\_  
 11. Which programmes were least popular? \_\_\_\_\_














3

Score:  / 11 Total:

1.  2.  3.  4.

4

### Colours of our shoes

white					
brown					
black					
blue					

How many children wear:

5. brown?  6. blue?
7. white or black?  8. brown or black?

4

9. Circle the words that have been listed incorrectly.

3

3 letters	4 letters	5 letters
jam	make	ruler
bus	tin	fruit
cake	jump	apple
rug	book	colour

10. Write one more word in each column.

3

Score:  / 14 Total: