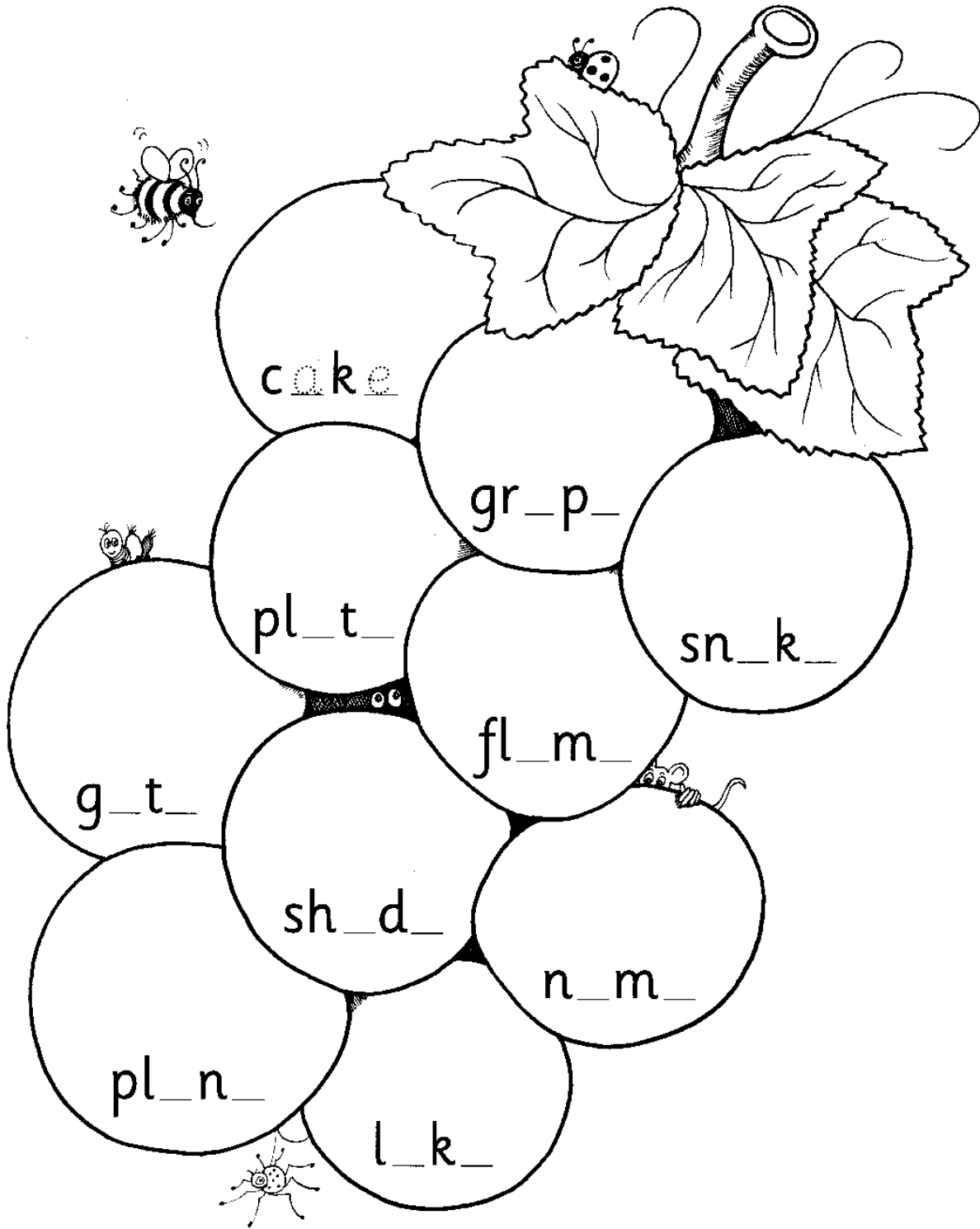


a_e

Add <a_e> to make a word in each grape. Read the words and draw pictures for them.



Action: Cup hand over ear and say *ai, ai, ai.*



'ai' and 'a-e'

Read and match

The pail is full of water.



The teacher reads a tale.



The postman brings the mail.



The window pane is clean.



The boat has white sails.



Choose the right sound



sail

sale



pail

pale




tail

tale



mail

male

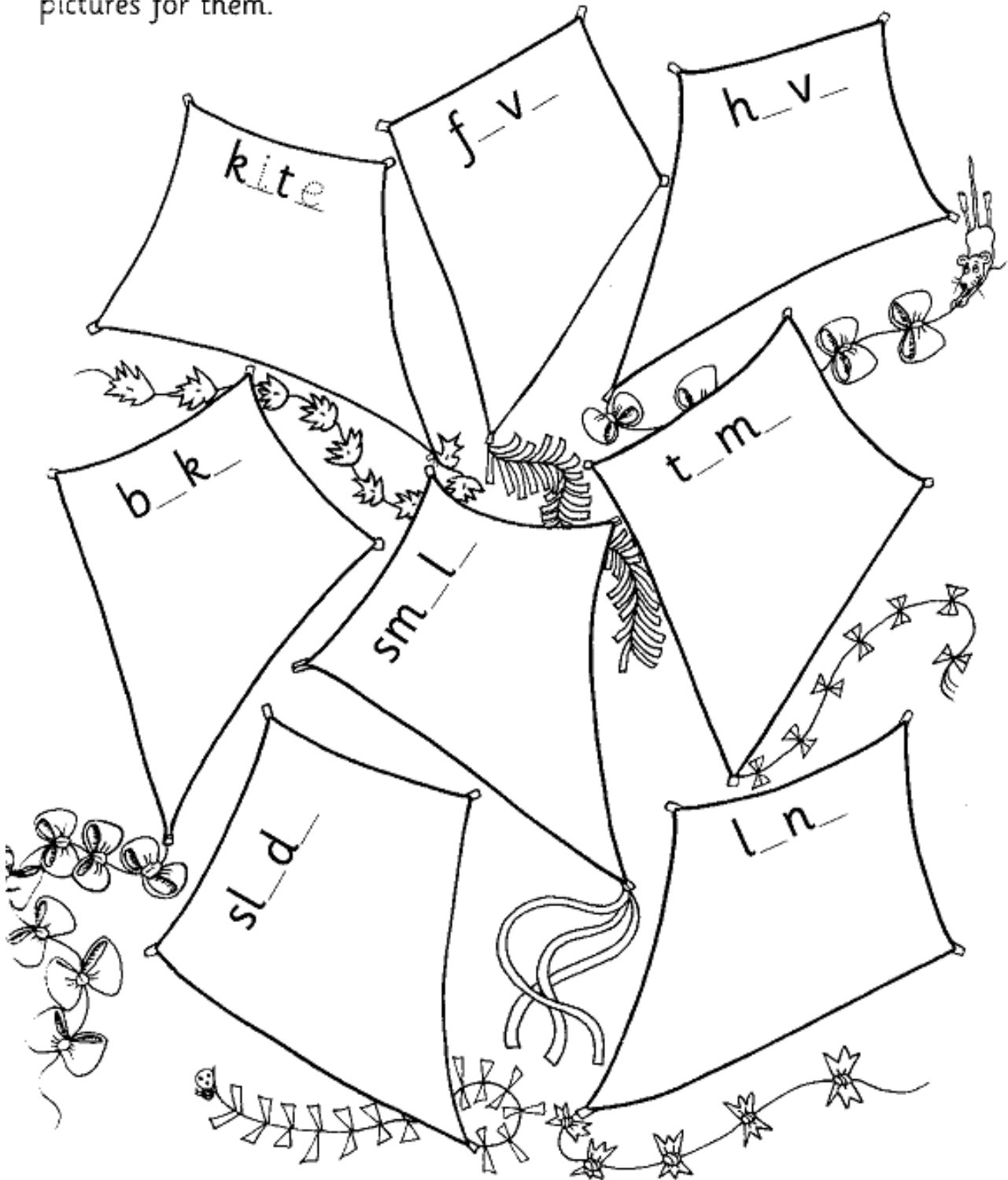


pain

pane

i_e

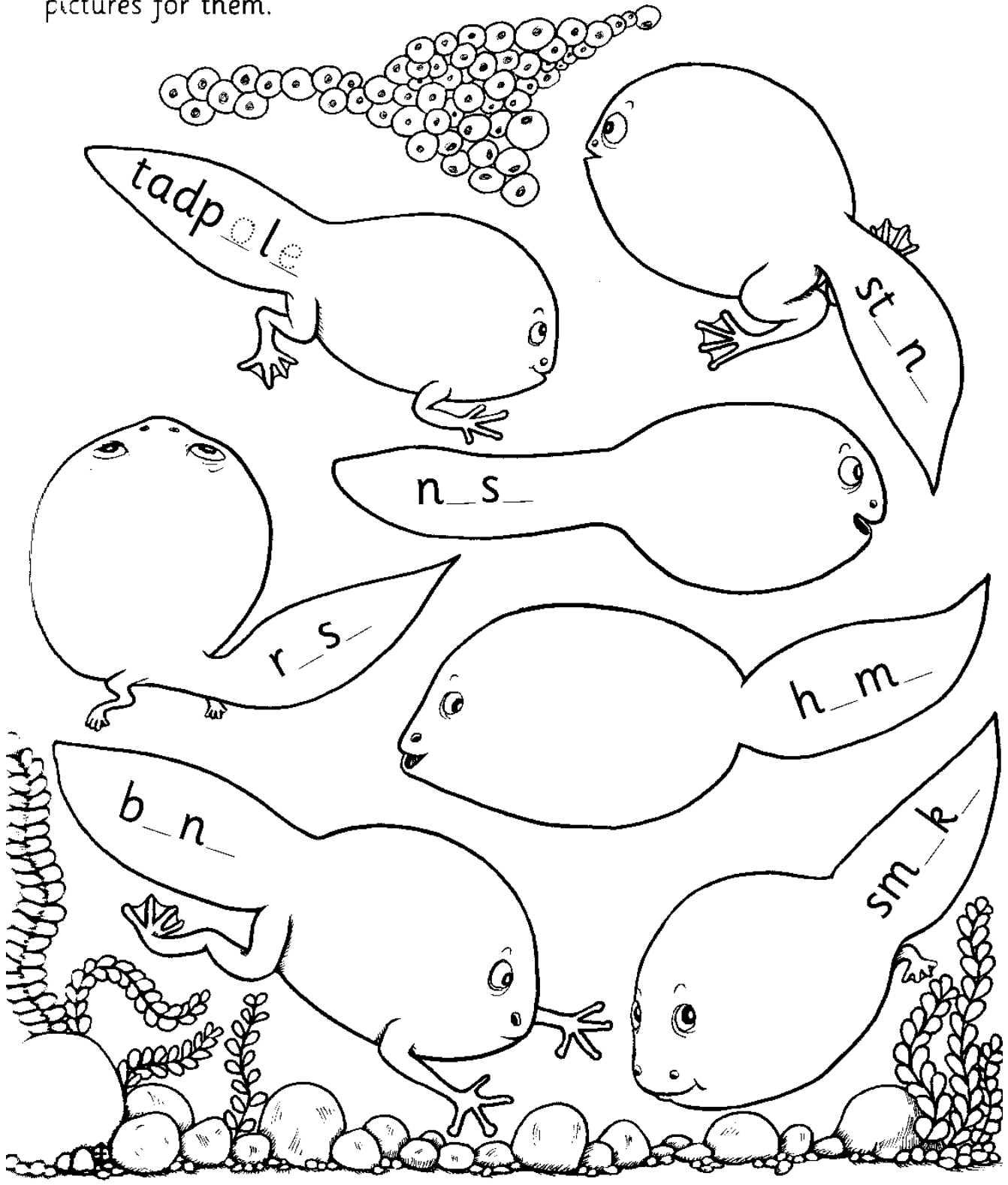
Add «i_e» to make a word in each kite. Read the words and draw pictures for them.



Action: Stand to attention and salute saying *ie, ie*.

o _ e



Add <o_e> to make a word in each tadpole. Read the words and draw pictures for them.



Action: Bring hand over mouth as if something terrible has happened and say *oh!*

u_e

Add <u_e> to make a word in each note of the tune. Read the words and draw pictures for them.



Action: Point to people around you and say *you, you, you.*

The magic 'e'

can + e = _____
 mat + e = _____
 cap + e = _____
 pan + e = _____

Write the word.

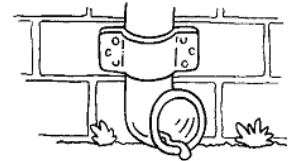
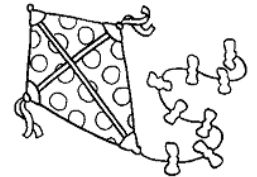
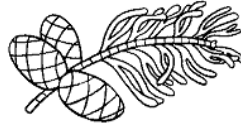


mate
cape

pane
cane

pin + e = _____
 kit + e = _____
 fin + e = _____
 pip + e = _____

Write the word.




kite
fine

pine
pipe

mop + e = _____
 hop + e = _____
 rob + e = _____
 not + e = _____

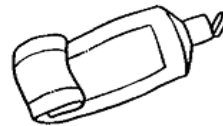
Write the word.



note
mope hope robe

tub + e = _____
 cub + e = _____
 hug + e = _____

Write the word.

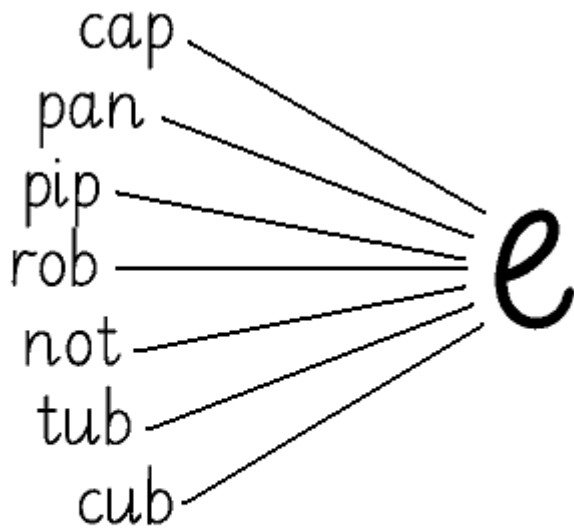


cube
huge

tube

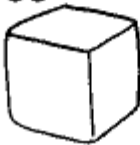
The magic 'e'

The vowels change their sound when they meet the magic 'e'. Write the new words and read them. Then work out the crossword puzzle by solving the clues.

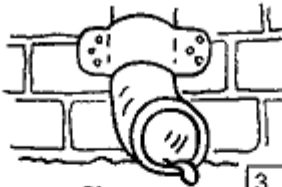


Across

2



3



4



4 n

5 t

3 p

1 r



Down

1




2








3













5








1. Colour the pictures which have the phoneme shown above.
2. Try to write the word in the box below.


a-e				
				

o-e				
				

i-e				
				

u-e				
				

Colour the
rhyming words




Write the rhyming
words.

sane	like	tone	tube



Draw a nice picture about this story

I have a kite. It is yellow and red. I play with my kite in the garden. There is a tall tree in this garden. There are many flowers too. I can see a dog beside the tree.



Now write some sentences about your favourite toy and draw a picture.






Read this story

1. He has lunch at ten o'clock.
2. Tim wakes up at seven o'clock in the morning.
3. When school is over, he goes back home.
4. At noon he plays with his friends in the school yard.
5. He waves his mum goodbye and goes to school.
6. He washes his face and brushes his teeth.

Now write the story in order.





Can you draw a picture about Tim?
Of course you can...

Ms. Charmaine Grixti - Qrendi Primary School